


*Journey to  
Christmas*



**First Baptist Church**

P.O. Box 307 \* 130 Main Street  
South Berwick, Maine 03908

[www.fbcsouthberwick.org](http://www.fbcsouthberwick.org)



## Thank you for Journeying with us this Christmas!

We all have traditions that we love, activities we delight in and stories that we tell – especially during the Christmas Season.

Each week, your attention will be directed toward one of the many symbols of Christmas. You will see a few activities, memories and traditions of Christmas. There are recipes to experience, perhaps you will find a new favorite! And, each week there is a portion of the story of the birth of Jesus Christ – the Christmas Story.

There are more resources and places for interaction too. The church's website ([www.fbcsouthberwick.org/journey](http://www.fbcsouthberwick.org/journey)) has additional memories, and resources for you. There will also be further thoughts about the Story of Christmas for further understanding. Look for **2020 Journey to Christmas** on Facebook. This is interactive as we encourage you to post your thoughts, photos, traditions or greetings.


We will have weekly Children's Stories read by church friends – watch for these details on Facebook and the website. What a great chance to hear Christmas stories we all can enjoy.

Enjoy the journey! Appreciate the interactions of others and set aside time to join us for a worship service of **Carols and Candlelight** on Christmas Eve. There will be two opportunities, 4:30 PM or 6:00 PM.



May this Christmas be a part of your life's journey.

# Journey to Christmas 2020

Evergreen, Holly Berry, Ivy, Wreath \* Week 1



This is such a lovely time of year when we can appreciate the sights and smells of all the immensely popular evergreens, holly berries, ivies and wreaths. They are all so beautiful at this time of year. As we celebrate the season of Christmas, let us thank God for all His wondrous and beautiful gifts He has given.



***The Story of Christmas is about the birth of Jesus...*** In those days Caesar Augustus issued a decree that a census should be taken of the entire Roman world...

*And everyone went to their own town to register.*

*So Joseph also went up from the town of Nazareth in Galilee to Judea, to Bethlehem the town of David, because he belonged to the house and line of David. He went there to register with Mary, who was pledged to be married to him and was expecting a child.*

*While they were there, the time came for the baby to be born, and she gave birth to her firstborn, a son. She wrapped him cloths and placed him in a manger, because there was no guest room available for them. (Luke 2:1-7 NIV)*

### Activity 1: Popcorn Garland for your tree!

1. Make popcorn (plain, no salt, no butter is best)
2. Let popcorn sit for 24 hours (fresh popcorn is too delicate to string well).
3. Choose your string; fishing line, embroidery floss and waxed dental floss are all things that work well, but you can use any string.
4. Choose the fullest, strongest pieces of popcorn to string.
5. Cut the string and thread your needle, tie a knot in the end.
6. Choose a thin, sharp needle.
7. Leave room to tie a knot in the other end. If you are going to tie strings together, leave extra string on both ends. If you want to make a really long string leave string on the spool.
8. You can add cranberries to your string for more color.



### Activity 2: Feed the Birds

1. Choose a pine cone, larger, broader pine cones hold more food and are easier for birds to cling to. Shake, tap or gently shake the pine cone to remove any debris. Use only natural cones that you find outside.
2. Cut string or twine about 10 inches long (do not use fishing line, dental floss or thin string – it can hurt the birds), Tie around the wide end of the cone 2 or 3 rows from the bottom
3. Coat your cone with peanut butter (any kind will do) using a knife to cover the cone well.
4. Roll the cone in some mixed bird seed.
5. Hang outside in a cool, shaded area.



**Additional resources** can be found on our church website, [www.fbcsouthberwick.org](http://www.fbcsouthberwick.org).

There is also a Facebook page "**2020 Journey to Christmas**"; please feel free to post your thoughts, photos and more on the Facebook page

# Journey to Christmas 2020

Evergreen, Holly Berry, Ivy, Wreath

## A Christmas Recipe:

### Mimi's Pork Pie

- 1 lb. ground pork
- 1 lb. ground beef
- 1 small onion, chopped
- 1 ½ t. cinnamon
- Nutmeg to taste
- Salt & pepper to taste

Combine all ingredients in a saucepan with ½ cup water. Cook about 30 minutes and drain fat. While this is cooking, peel and cook 2 – 3 medium potatoes until done, mash and add to meat. Line 9" pie pan with crust and add mixture. Cover with top crust and cut vents. Bake at 425 for 15 minutes. Reduce heat to 350 and bake 30 more minutes or until crust is golden.

Bev Frasier



## The smells (aromas) of Christmas

A Sensory thought:

During the Christmas season, our senses come alive! We will focus on our sense of smell! Our noses twitch and we take a long, deep breath when we smell certain aromas: the evergreen tree, a wreath that hangs on the door, a centerpiece with pinecones and fresh greens on the table, cookies baking in the oven, warm apple cider simmering on the stove, a fragrant candle burning in the living room. There is also something special about the cold air on a snowy day – take a deep, deep breath! How many wonderful “smells” can your family come up with?

# A Place for your thoughts and doodles

## *Christmas Memory:*

*On Christmas Eve, my extended family would be together at our house. All the kids would put on a Christmas play; we would divide up the roles; angels, Mary and Joseph, shepherds and so on; and create costumes.*


*I was usually a Wise Man. We had a wicker laundry basket and my cousin Jeff was always Baby Jesus because he was the smallest. My memories of holidays growing up were of all the family together with lots of kids to play with.*

Nikki Stetson

*As a young boy, at Christmas time, we would always do the same thing. My folks would take my sister and I out to find a Blue Spruce for our Christmas tree. Hopping into the car, we would head for Norton St. in S. Berwick, where Frank A. had his trees for sale. After checking out his inventory, we would pick one we all could agree on and off to home we would go. Dad would put the tree stand on, bring it into the living room and we would decorate it. Of course it was always the best.*

*Later on in life, my wife and I would take our two sons Christmas tree shopping, usually about a week before Christmas. Sometimes we would go to a tree farm and select a Fraser Fir or Blue Spruce as a second choice. The farmer would cut it down, wrap it up and put it in/on our compact car. We would go home, cut it shorter sometimes, put it on the stand, decorate it and wait for Santa on Christmas Eve. He usually didn't have any problem finding it, as he had a nose for those cookies.*

Sonny Knowles



**First Baptist Church** invites you to join us as we celebrate  
Christmas Eve together with a service of **Carols and Candlelight.**

December 14 at 4:30 or 6:00 PM

(Please RSVP by email or on our website.)






*Merry  
Christmas!*



This **Journey to Christmas** is the combined efforts of the First Baptist Church. We hope that you will enjoy four weeks of activities that will lead you toward Christmas.

- 🌿 See the symbols that are a part of the Christmas season
- 🌿 Take time for the activities with family and friends
- 🌿 Enjoy the Christmas recipes that others share
- 🌿 Use your senses to experience Christmas in fresh new ways
- 🌿 Read the memories and traditions that are a part of the stories others tell
- 🌿 Pause to look into the story of the first Christmas – that night God’s Son, Jesus Christ was born in a manger.

In addition to this printed booklet, additional resources are available on the church’s website [www.fbcsouthberwick.org/Journey](http://www.fbcsouthberwick.org/Journey). Be sure to find **2020 Journey to Christmas** on Facebook; interact with others who are journeying with you - leave your comments, photos, recipes, crafts, and traditions.



Thank you to all who contributed and compiled this Christmas

Betty Jo Blaisdell  
Rich & Lynn Cooke  
Matt Cooke  
Judy Felix  
Bev Frasier  
Janet Gaudette  
Karen Gordon  
Sonny & Gail Knowles  
Dawn LaPierre



Judy Morgridge  
Gina Phillips  
Laura Pike  
Marcia Pike  
Nikki Stetson  
John & Sharon  
Stuart  
Jessie Stuart  
Norma Toussaint